

DBL2253/3W-14

Charging Computer

for lead acid / AGM / gel / fleece / Lithium-Ion batteries




Abbildung ähnlich / device similar to figure



DBL2253/3W-14 - derivative table

Type	Input voltage	Typ. output voltage (configurable)*			Output current**	Cat. No. ****
		Charge Pb / LiFe	LTC*** Pb / LiFe	FSV****		
DBL2253/3W	400 - 480 VAC	14,4 / 14,0 V	14,4 / 14,0 V	14,0 V	100 A / 150 A	107260/x/yyy
DBL1903/3W	400 - 480 VAC	14,4 / 14,0 V	14,4 / 14,0 V	14,0 V	100 A / 120 A	107261/x/yyy
DBL1903/3W	400 - 480 VAC	14,4 / 14,0 V	14,4 / 14,0 V	14,0 V	120 A	107264/x/yyy
DBL1603/3W	400 - 480 VAC	14,4 / 14,0 V	14,4 / 14,0 V	14,0 V	90 A / 105 A	107262/x/yyy
DBL1303/3W	400 - 480 VAC	14,4 / 14,0 V	14,4 / 14,0 V	14,0 V	80 A / 90 A	107263/x/yyy

* Charging voltages can be customized on request. The actual charging voltage depends on the prevailing operating state.

** See functional description "current limiting"

*** Long term charge

**** Power supply mode

***** /x/yyy For order options see accessories catalogue

Charging Computer

DBL2253/3W-14

Alle Daten gemessen bei 230V/50Hz, 150 A und 25°C Umgebungstemperatur, wenn nicht anders gekennzeichnet. | All parameters are specified at 230V/50Hz, 150 A and 25°C ambient, if not marked otherwise.
 Technische Änderungen und Irrtümer vorbehalten. | Technical modifications and mistakes reserved.

Mit den Angaben im Katalog und in den Datenblättern werden Produkte beschrieben, nicht Eigenschaften zugesichert. Belastung mit „Grenzwerten“ (einfache Kombination) ist zulässig ohne bleibende Schäden der Produkte. Betrieb der Geräte mit Grenzwertbelastung für längere Zeit kann die Zuverlässigkeit beeinträchtigen. Grenzwerttoleranzen unterliegen üblichen Schwankungen. | Products are described by information contained in catalogs and data-sheets. It is not be considered as assured qualities. Stresses listed under „Maximum Rating“ (one at a time) may be applied to devices without resulting in permanent damage. The operation of the equipment for extended periods may affect device reliability. Limiting value tolerance are subject to usual fluctuation margins.

1 Input

Input voltage range AC	nom. 3x 380-500VAC	Tolerance: 320-552VAC TN-S, TN-C, TT, IT systems, Connection to industrial networks
Input frequency	50 - 60 Hz	tolerance: 45 - 65 Hz
Inrush current	No inrush current	Active regulated limitation / Option: Values modifiable on request (e.g. mains switch-on time delay etc.)
Current consumption at full load	max. 3x 5,0 A (@DBL2253) max. 3x 4,0 A (@DBL1903) max. 3x 3,4 A (@DBL1603) max. 3x 2,8 A (@DBL1303)	-
Power factor	> 0,95	-
Input fuse	-	Externally, a 3-pole circuit breaker with characteristic $\geq B$ must be provided. The circuit-breaker must be dimensioned in accordance with the country-specific regulations and to the maximum rated current specification.

2 Output

Output voltage	-	see DBL2253/3W-14 - derivative table on page 1
Output current	max. 150 A (@DBL2253) max. 120 A (@DBL1903) max. 105 A (@DBL1603) max. 90 A (@DBL1303)	Boost / Nom. typ. 1 min. / 4 min.
Output power	< 2250 W (@DBL2253) < 1900 W (@DBL1903) < 1600 W (@DBL1603) < 1300 W (@DBL1303)	automatic power regulation depending on input voltage, ambient temperature and load condition
Nominal output voltage U_{nom}	14,0 VDC	Reference value for tolerance specifications
Initial tolerance $N_{initial}$	$\pm 0,6 \% U_{nom}$	-
Load regulation tolerance N_{load}	+0,5 % / -0,6 % U_{nom}	-
Overall tolerance $N_{overall}$ 0 - 20 Hz	+1,1 % / -1,2 % U_{nom}	$N_{overall} = N_{initial} + N_{load} + N_{line}$
Ripple & Noise N_{RN}	$< \pm 1,4\% U_{nom}$	< 400 mVpp
Overall toleranz $N_{overall}$ 0 - 20 MHz	+2,5 % / -2,6 % U_{nom}	$N_{overall} = N_{initial} + N_{load} + N_{RN}$

Charging Computer

DBL2253/3W-14

Alle Daten gemessen bei 230V/50Hz, 150 A und 25°C Umgebungstemperatur, wenn nicht anders gekennzeichnet. | All parameters are specified at 230V/50Hz, 150 A and 25°C ambient, if not marked otherwise.
 Technische Änderungen und Irrtümer vorbehalten. | Technical modifications and mistakes reserved.

Mit den Angaben im Katalog und in den Datenblättern werden Produkte beschrieben, nicht Eigenschaften zugesichert. Belastung mit „Grenzwerten“ (einfache Kombination) ist zulässig ohne bleibende Schäden der Produkte. Betrieb der Geräte mit Grenzwertbelastung für längere Zeit kann die Zuverlässigkeit beeinträchtigen. Grenzwerttoleranzen unterliegen üblichen Schwankungen. | Products are described by information contained in catalogs and data-sheets. It is not be considered as assured qualities. Stresses listed under „Maximum Rating“ (one at a time) may be applied to devices without resulting in permanent damage. The operation of the equipment for extended periods may affect device reliability. Limiting value tolerance are subject to usual fluctuation margins.

3 Environment

Operating temperature (environment)	-25 °C...+40 °C	automatic output power derating up to 60°C
Storage temperature	-40 °C...+85 °C	-
Humidity	max. 95%	-
Dewing	not allowed	-
Pollution degree	2	acc. to EN50178
Climatic category	3K3	acc. to EN60721
Degree of protection acc. to EN60529	IP54	without connection

4 General data

Protective system	Class I	-
Insulation strength	3000 VAC 500 VDC	Input / output Output / enclosure
Efficiency	typ. 90%	-
Enclosure	Metal	especially designed for car manufacturer and service stations. Mounting option via 6 screws size M6 at the side.
Dimensions (LxWxH)	385 x 376,5 x 149,3 mm	without connections, see fig. 8.1
Weight	approx. 12,2 kg	without cables, without package

Charging Computer

DBL2253/3W-14

Alle Daten gemessen bei 230V/50Hz, 150 A und 25°C Umgebungstemperatur, wenn nicht anders gekennzeichnet. | All parameters are specified at 230V/50Hz, 150 A and 25°C ambient, if not marked otherwise.
 Technische Änderungen und Irrtümer vorbehalten. | Technical modifications and mistakes reserved.

Mit den Angaben im Katalog und in den Datenblättern werden Produkte beschrieben, nicht Eigenschaften zugesichert. Belastung mit „Grenzwerten“ (einfache Kombination) ist zulässig ohne bleibende Schäden der Produkte. Betrieb der Geräte mit Grenzwertbelastung für längere Zeit kann die Zuverlässigkeit beeinträchtigen. Grenzwerttoleranzen unterliegen üblichen Schwankungen. | Products are described by information contained in catalogs and data-sheets. It is not be considered as assured qualities. Stresses listed under „Maximum Rating“ (one at a time) may be applied to devices without resulting in permanent damage. The operation of the equipment for extended periods may affect device reliability. Limiting value tolerance are subject to usual fluctuation margins.

5 Standards

EMC (Electromagnetic compatibility)

Title	Standard	Data
RF-Emission	EN55011	group 1, class B
Harmonic current emissions	EN61000-3-2	-
Immunity	EN61000-6-2	Immunity standard for industrial environments (Charging cable < 15m; USB-cable < 3m; Ethernet-cable < 30m)

Electrical safety

Title	Standard	Data
Electrical safety	EN61010-1, EN61010-2-201	-

6 Installation and Safety Instructions

Cooling	Natural convection	Temperature monitoring (Automatic electronic power reduction at too high temperatures due to insufficient or missing cooling)
Mounting position	-	open, well ventilated
Connection input / output	-	see chapter 7
USB connection	-	see chapter 7
Ethernet connection	-	see chapter 7
Transient over voltage protection	-	Varistor (4,5 kA / 190 J)
Reverse polarity protection output	-	In case of wrong polarity the charging process is interrupted

The general installation and safety instructions for charging computers can be found at www.deutronic.com

Charging Computer

DBL2253/3W-14

Alle Daten gemessen bei 230V/50Hz, 150 A und 25°C Umgebungstemperatur, wenn nicht anders gekennzeichnet. | All parameters are specified at 230V/50Hz, 150 A and 25°C ambient, if not marked otherwise.
Technische Änderungen und Irrtümer vorbehalten. | Technical modifications and mistakes reserved.

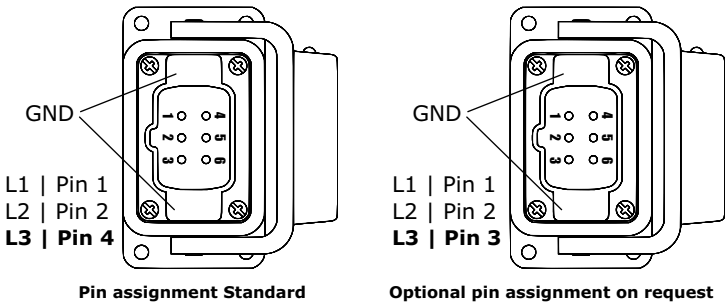
Mit den Angaben im Katalog und in den Datenblättern werden Produkte beschrieben, nicht Eigenschaften zugesichert. Belastung mit „Grenzwerten“ (einfache Kombination) ist zulässig ohne bleibende Schäden der Produkte. Betrieb der Geräte mit Grenzwertbelastung für längere Zeit kann die Zuverlässigkeit beeinträchtigen. Grenzwerttoleranzen unterliegen üblichen Schwankungen. | Products are described by information contained in catalogs and data-sheets. It is not be considered as assured qualities. Stresses listed under „Maximum Rating“ (one at a time) may be applied to devices without resulting in permanent damage. The operation of the equipment for extended periods may affect device reliability. Limiting value tolerance are subject to usual fluctuation margins.

7 Connections

Connection input

3-phase mains connector

Connection of 3AC mains cable at the front side of the device with Harting Connector HAN6E/B with the following versions:



- Pin assignment Standard:
L1(Pin-1), L2(Pin-2), L3(Pin-4), PE(contacts external)
- Optional pin assignment on request:
L1(Pin-1), L2(Pin-2), L3(Pin-3), PE(contacts external)

Pin assignment see fig. 7.1; Connection of N [neutral] is not permitted!

HAN: Mains connection via Harting connector HAN6E/B (Note: Pulling/plugging under load is not permitted!
 Attention: Included in delivery is only the plug on the device side, the mating plug can be ordered from Deutronic cat. no.: 140442)

Figure 7.1: Pin assignment connection input

Connection output

-

typ. overall length \leq 15m
 Threaded bolt:
 · M12 [max. torque 35Nm]

USB connection

-

For connection to the USB ports, use USB cables with foil and braided shielding with a total length < 3m

Ethernet connection

-

For connection to the Ethernet port, use an shielded Ethernet cable category CAT5e or higher with shielded network connector with a total length < 30m.

Charging Computer

DBL2253/3W-14

Alle Daten gemessen bei 230V/50Hz, 150 A und 25°C Umgebungstemperatur, wenn nicht anders gekennzeichnet. | All parameters are specified at 230V/50Hz, 150 A and 25°C ambient, if not marked otherwise.
 Technische Änderungen und Irrtümer vorbehalten. | Technical modifications and mistakes reserved.

Mit den Angaben im Katalog und in den Datenblättern werden Produkte beschrieben, nicht Eigenschaften zugesichert. Belastung mit „Grenzwerten“ (einfache Kombination) ist zulässig ohne bleibende Schäden der Produkte. Betrieb der Geräte mit Grenzwertbelastung für längere Zeit kann die Zuverlässigkeit beeinträchtigen. Grenzwerttoleranzen unterliegen üblichen Schwankungen. | Products are described by information contained in catalogs and data-sheets. It is not be considered as assured qualities. Stresses listed under „Maximum Rating“ (one at a time) may be applied to devices without resulting in permanent damage. The operation of the equipment for extended periods may affect device reliability. Limiting value tolerance are subject to usual fluctuation margins.

8 Dimensions

All dimensions are given in millimeters and have a general tolerance according to DIN ISO 2768 - m. The integrated output cables (included in delivery) are not shown in this drawing.

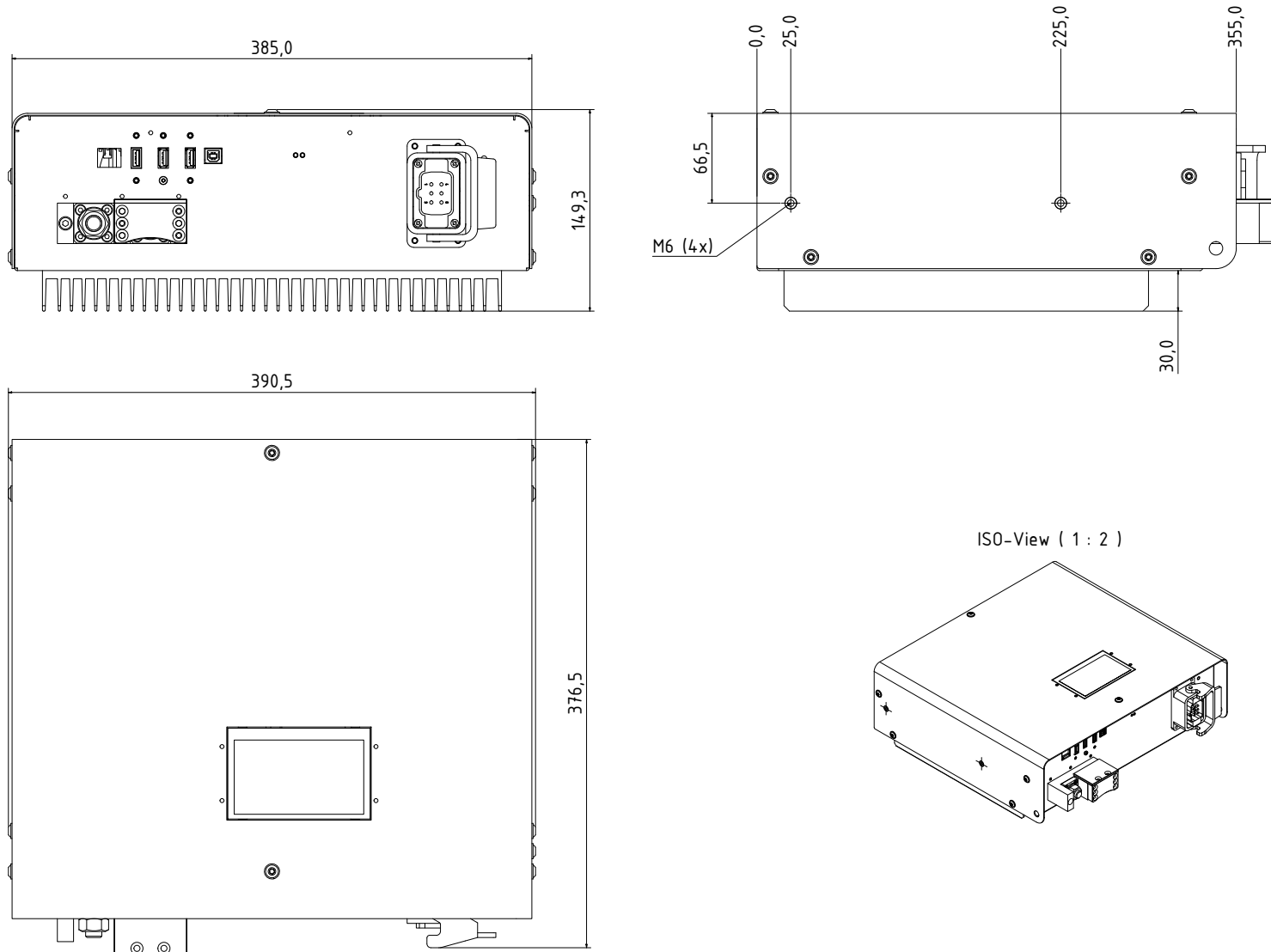


Figure 8.1: Dimensions

Charging Computer

DBL2253/3W-14

Alle Daten gemessen bei 230V/50Hz, 150 A und 25°C Umgebungstemperatur, wenn nicht anders gekennzeichnet. | All parameters are specified at 230V/50Hz, 150 A and 25°C ambient, if not marked otherwise.
 Technische Änderungen und Irrtümer vorbehalten. | Technical modifications and mistakes reserved.

Mit den Angaben im Katalog und in den Datenblättern werden Produkte beschrieben, nicht Eigenschaften zugesichert. Belastung mit „Grenzwerten“ (einfache Kombination) ist zulässig ohne bleibende Schäden der Produkte. Betrieb der Geräte mit Grenzwertbelastung für längere Zeit kann die Zuverlässigkeit beeinträchtigen. Grenzwerttoleranzen unterliegen üblichen Schwankungen. | Products are described by information contained in catalogs and data-sheets. It is not be considered as assured qualities. Stresses listed under „Maximum Rating“ (one at a time) may be applied to devices without resulting in permanent damage. The operation of the equipment for extended periods may affect device reliability. Limiting value tolerance are subject to usual fluctuation margins.

9 Interfaces

Ethernet-Interface	max. 100 Mbit/s	Device control via ethernet possible, Power over ethernet
3x USB-Type-A Host - Interface	FW-Update/Setting via USB-Stick possible	possible Accessory-Adapter (on request): <ul style="list-style-type: none"> · Retrofit 25-pol. SUB-D (function e.g. pot. free Relay, Remote ON/OFF, Connection DBL-SIG Signalindicator, etc.) · USB-Signalindicator · IO-Link · Wireless-Adapter
USB-Client - Interface	-	Service-Interface
Signalization	Power-LED (white / red) Status-LED (RGB-LED)	-
4,3" Touch-Display	Large size graphic display	Display of charging mode, current, voltage, device status, charging status, active adapters, menu structure.

10 Functional description

Features		Load detection, reverse polarity, short circuit and over voltage protection (OVP), cable compensation
Output (Factory settings)		Output voltage monitored by OVP (Over Voltage Protection) and complete disable of output current if preset charging voltage limit is exceeded. Extensive functional description of the charger's features - see operating instructions.
Charge Mode (Factory settings)		For more details on the individual modes, such as LTC Pb, LTC, LiFe, refer to the corresponding operating instructions.
Current limiting		According to the operation state the current limit is automatically adjusted during operation.
Operating modes	Charge Pb / Charge Pb LTC / Charge LiFe / Charge LiFe LTC / Power supply / PowerUp / Automatic cable compensation	Other modes on request. By default on delivery cable compensation is not active

Charging Computer

DBL2253/3W-14

Alle Daten gemessen bei 230V/50Hz, 150 A und 25°C Umgebungstemperatur, wenn nicht anders gekennzeichnet. | All parameters are specified at 230V/50Hz, 150 A and 25°C ambient, if not marked otherwise.
Technische Änderungen und Irrtümer vorbehalten. | Technical modifications and mistakes reserved.

Mit den Angaben im Katalog und in den Datenblättern werden Produkte beschrieben, nicht Eigenschaften zugesichert. Belastung mit „Grenzwerten“ (einfache Kombination) ist zulässig ohne bleibende Schäden der Produkte. Betrieb der Geräte mit Grenzwertbelastung für längere Zeit kann die Zuverlässigkeit beeinträchtigen. Grenzwerttoleranzen unterliegen üblichen Schwankungen. | Products are described by information contained in catalogs and data-sheets. It is not be considered as assured qualities. Stresses listed under „Maximum Rating“ (one at a time) may be applied to devices without resulting in permanent damage. The operation of the equipment for extended periods may affect device reliability. Limiting value tolerance are subject to usual fluctuation margins.